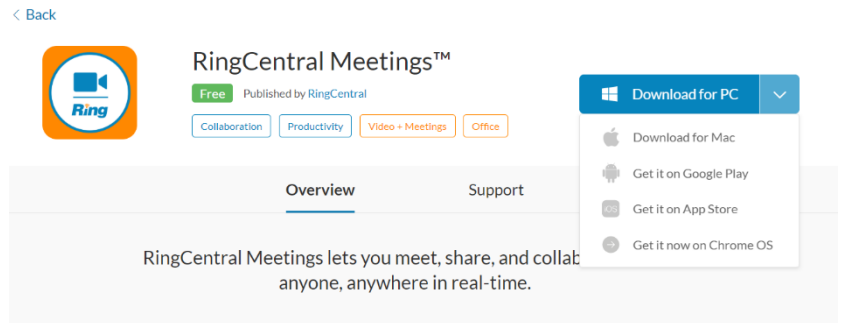


How to join RingCentral meeting on computer

Step 1

Download RingCentral APP (available for Mac, Windows, Android and IOS)

<https://www.ringcentral.com/apps/rc-meetings>



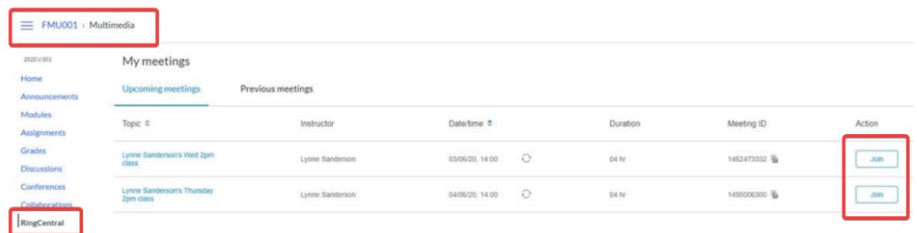
Step 2

Join the class by:

1. If you receive the class link in email: Click on the meeting link you received e.g.

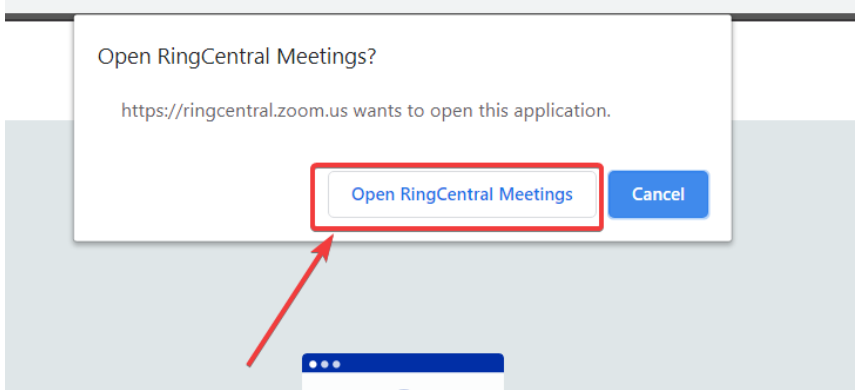
<https://meetings.ringcentral.com/j/xxxx>

2. If your teacher published the class in Canvas: Go to the class, click on "RingCentral" tab, and then click on join



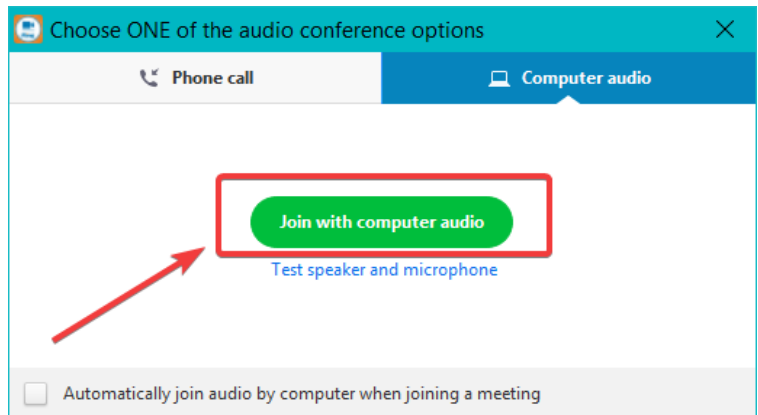
Step 3

A window will pop up in your browser after you click on the link, now click on "open RingCentral Meetings"



Step 4

Your RingCentral APP will open, now click on "Join with computer audio" so you can talk or hear the audio in the meeting



Step 5

You can also mute/unmute yourself or turn on/off your camera at the bottom left corner

